

SCOUTMASTER BUCKY

Photography Merit Badge

2024 Edition



Expectations

- Active interaction/participation is expected and mandatory.
- Share in your own words – avoid reading your answers.
- Pay attention to the action verbs.
- Bring proof of completion (even partially completed work)



Things to Remember to Bring

1. Your BSA ID# and / or your Merit Badge Blue Card properly filled out and signed off by your Scout Leader
2. Photography Merit Badge Pamphlet
3. Scout Uniform
4. Your camera and photographs
5. Supporting documentation or project work pertinent to this merit badge which may also include a Merit Badge Workbook for reference with notes.
6. A positive Scouting focus and attitude





SCOUTMASTER BUCKY

Photography Merit Badge

Requirements Insights

Req	Expectation(s)
1	You will be able to successfully complete this requirement during the class if you have prepared ahead of time. <ul style="list-style-type: none">• Review this requirement ahead of time to help formulate how you will answer during class discussion.
2	You will be able to successfully complete this requirement during the class if you have prepared ahead of time. <ul style="list-style-type: none">• Review this requirement ahead of time to help formulate how you will answer during class discussion.
3	<ul style="list-style-type: none">• While this requirement will be completed during the class, Scouts are encouraged to review the merit badge pamphlet prior to attending the class to be prepared.
4	<ul style="list-style-type: none">• This requirement will be completed during the class; however, Scouts are encouraged to attempt this requirement ahead of time and bring their photographs with to the class.
5	<ul style="list-style-type: none">• This requirement will be completed during the class; however, Scouts are encouraged to attempt this requirement ahead of time and bring their photographs with to the class.
6	<ul style="list-style-type: none">• This requirement will be completed during the class.
7	<ul style="list-style-type: none">• This requirement will be completed during the class.
8	You will be able to successfully complete this requirement during the class if you have prepared ahead of time. <ul style="list-style-type: none">• Time will be allotted for those Scouts who have prepared for this requirement to share their work for sign off consideration.

Merit Badge Workbooks are a tool to aid Scouts with their work preparation. BSA discourages — but does not ban — the use of any merit badge worksheets or workbooks. Merit badge counselors must NEVER require the use of merit badge worksheets or workbooks and may if they choose, refuse to accept them. Scouts shall not be required to use ANY of these to complete a merit badge.





SCOUTMASTER BUCKY

Photography Merit Badge

PHOTOGRAPHY MERIT BADGE WORKBOOK

REQUIREMENT 1a: Explain to your counselor the most likely hazards you may encounter while working with photography and what you should do to anticipate, mitigate, prevent, and respond to these hazards.

HAZARD #1

Hazard:

What you should do to anticipate:

What you should do to help prevent:

What you should do to mitigate:

What you should do to respond:

HAZARD #2

Hazard:

What you should do to anticipate:



SCOUTMASTER BUCKY

Photography Merit Badge

What you should do to help prevent:

What you should do to mitigate:

What you should do to respond:

HAZARD #3

Hazard:

What you should do to anticipate:

What you should do to help prevent:

What you should do to mitigate:

What you should do to respond:



SCOUTMASTER BUCKY

Photography Merit Badge

REQUIREMENT 1a: Explain how you would prepare for exposure to environmental situations such as weather, sun, and water.

Weather:

Sun:

Water:

REQUIREMENT 1b: View the Personal Safety Awareness “Digital Safety” video (with your parent or guardian’s permission).

Parent or Guardian’s Name

Phone

Parent or Guardian’s Signature

Date

approved



SCOUTMASTER BUCKY

Photography Merit Badge

DIGITAL SAFETY



[Click here for the link](#)

Notes:



SCOUTMASTER BUCKY

Photography Merit Badge

REQUIREMENT 2: Explain how the following elements and terms can affect the quality of a picture.

LIGHT

natural light (ambient/existing):

low light (such as at night):

artificial light (such as from a flash):

EXPOSURE

aperture (f-stops):



SCOUTMASTER BUCKY

Photography Merit Badge

shutter speed:

ISO:

DEPTH OF FIELD

Depth of Field:

COMPOSITION

rule of thirds:



SCOUTMASTER BUCKY

Photography Merit Badge

leading lines:

framing:

depth:

ANGLE OF VIEW

angle of view:



SCOUTMASTER BUCKY

Photography Merit Badge

STOP ACTION and BLUR MOTION


stop action:

blur motion:

DECISIVE MOMENT

action or expression captured by the photographer:

REQUIREMENT 3: Explain the basic parts and operation of a camera.



- 1 _____
- 2 _____
- 3 _____
- 4 _____
- 5 _____
- 6 _____
- 7 _____
- 8 _____
- 9 _____
- 10 _____
- 11 _____
- 12 _____
- 13 _____



SCOUTMASTER BUCKY


Photography Merit Badge

REQUIREMENT 3: Explain how an exposure is made when you take a picture.

Notes:

DO TWO OF THE FOLLOWING (4A, 4B, 4C, or 4D), THEN SHARE YOUR WORK WITH YOUR COUNSELOR.

REQUIREMENT 4a: Photograph one subject from two different angles or perspectives.





SCOUTMASTER BUCKY

Photography Merit Badge

REQUIREMENT 4b: Photograph one subject from two different light sources-artificial and natural.



REQUIREMENT 4c: Photograph one subject with two different depth of fields.





SCOUTMASTER BUCKY

Photography Merit Badge

REQUIREMENT 4d: Photograph one subject with two different compositional techniques.



Here is an index of the 28 composition techniques to consider:

- | | |
|---------------------------------------|---|
| #1. Rule of Thirds | #15. Shoot from Below |
| #2. Centered Composition and Symmetry | #16. Shoot from Above |
| #3. Foreground Interest and Depth | #17. Look for Particular Color Combinations |
| #4. Frame Within the Frame | #18. Rule of Space |
| #5. Leading Lines | #19. Left to Right Rule |
| #6. Diagonals and Triangles | #20. Balance Elements in the Scene |
| #7. Patterns and Textures | #21. Juxtaposition |
| #8. Break the Pattern | #22. Golden Triangles |
| #9. Rule of Odds | #23. Golden Ratio |
| #10. Fill the Frame | #24. Let the Background Give Context to the Subject |
| #11. Leave Negative Space | #25. Let the Eye Wander Around the Frame |
| #12. Simplicity and Minimalism | #26. Use Layers in the Frame |
| #13. Use Black and White | #27. Add Human Interest |
| #14. Isolate the Subject | #28. Wait for the "Decisive Moment" |

DO THREE OF THE FOLLOWING (5A, 5B, 5C, 5D, 5E, or 5F), THEN SHARE YOUR WORK WITH YOUR COUNSELOR.

REQUIREMENT 5: Photograph THREE of the following, then share your work with your counselor.

- Close-up of a person
- Two to three people interacting
- Action shot
- Animal shot
- Nature shot
- Picture of a person—candid, posed, or camera aware.





SCOUTMASTER BUCKY

Photography Merit Badge

REQUIREMENT 6: Describe how software allows you to enhance your photograph after it is taken.

Notes:

DO ONE OF THE FOLLOWING (6A, 6B, or 6C), THEN SHARE YOUR WORK WITH YOUR COUNSELOR.

REQUIREMENT 6: Select a photo you have taken, then do ONE of the following, and share what you have done with your counselor.

- Crop your photograph.
- Adjust the exposure or make a color correction.
- Show another way you could improve your picture for impact.





SCOUTMASTER BUCKY

Photography Merit Badge

REQUIREMENT 7: Using images other than those created for requirements 4, 5, or 6, produce a visual story to document an event to photograph OR choose a topic that interests you to photograph.

- Plan the images you need to photograph for your photo story.
- Share your plan with your counselor, and get your counselor's input and approval before you proceed.

Notes:

Counselor's Name

Phone

Counselor's Signature

Date

approved



SCOUTMASTER BUCKY

Photography Merit Badge

REQUIREMENT 7: c. Select eight to 12 images that best tell your story. Arrange your images in order and mount the prints on a poster board, OR create an electronic presentation. Share your visual story with your counselor.

Be sure to review the merit badge pamphlet for preparation information on this requirement.

This requirement must be reviewed with your merit badge counselor.

REQUIREMENT 8: Identify three career opportunities in photography.

Career Opportunity #1:

Career Opportunity #2:

Career Opportunity #3:

REQUIREMENT 8: Pick one and explain to your counselor how to prepare for such a career. Discuss what education and training are required.

Selected Career Opportunity:

Educational Requirements:

Training Requirements:

REQUIREMENT 7: Explain why this profession might interest you.

Notes: