



SCOUTMASTER BUCKY

Fishing Merit Badge

SCOUTS PARTICIPATING IN A SCOUTMASTER BUCKY MERIT BADGE OPPORTUNITY (ONLINE OR IN PERSON), PLEASE CONSIDER ALSO USING THE FISHING MERIT BADGE CLASS PREPARATION PAGE FOR CLARIFICATIONS, INSIGHTS, AND EXPECTATIONS.

<https://scoutmasterbucky.com/merit-badges/fishing/fishing-cpp.pdf>

FISHING MERIT BADGE WORKBOOK

REQUIREMENT 1a: Explain to your counselor the most likely hazards you may encounter while participating in fishing activities, and what you should do to anticipate, help prevent, mitigate, and respond to these hazards.

HAZARD #1

Description:

Anticipate:

Help Prevent:

Mitigate:

Respond:



SCOUTMASTER BUCKY

Fishing Merit Badge

HAZARD #2

Description:

Anticipate:

Help Prevent:

Mitigate:

Respond:



SCOUTMASTER BUCKY

Fishing Merit Badge

HAZARD #3

Description:

Anticipate:

Help Prevent:

Mitigate:

Respond:



SCOUTMASTER BUCKY

Fishing Merit Badge

HAZARD #4

Description:

Anticipate:

Help Prevent:

Mitigate:

Respond:



SCOUTMASTER BUCKY

Fishing Merit Badge

HAZARD #5

Description:

Anticipate:

Help Prevent:

Mitigate:

Respond:



SCOUTMASTER BUCKY

Fishing Merit Badge

HAZARD #6

Description:

Anticipate:

Help Prevent:

Mitigate:

Respond:



SCOUTMASTER BUCKY

Fishing Merit Badge

REQUIREMENT 1b: Discuss the prevention of and treatment for the following health concerns that could occur while fishing, including cuts and scratches, puncture wounds, insect bites, hypothermia, dehydration, heat exhaustion, heatstroke, and sunburn.

CUTS AND SCRATCHES:

Prevention:

Treatment:

PUNCTURE WOUNDS:

Prevention:

Treatment:

INSECT BITES:

Prevention:

Treatment:



SCOUTMASTER BUCKY

Fishing Merit Badge

HYPOTHERMIA:

Prevention:

Treatment:

DEHYDRATION:

Prevention:

Treatment:

HEAT EXHAUSTION:

Prevention:

Treatment:



SCOUTMASTER BUCKY

Fishing Merit Badge

HEATSTROKE:

Prevention:

Treatment:

SUNBURN:

Prevention:

Treatment:

REQUIREMENT 1c: Explain how to remove a hook that has lodged in your arm.

Notes:



SCOUTMASTER BUCKY

Fishing Merit Badge

REQUIREMENT 1d: Name and explain five safety practices you should always follow while fishing.

Safety Practices #1:

Safety Practices #2:

Safety Practices #3:

Safety Practices #4:

Safety Practices #5:



SCOUTMASTER BUCKY

Fishing Merit Badge

REQUIREMENT 2: Discuss the differences between two types of fishing outfits.

Outfit #1:

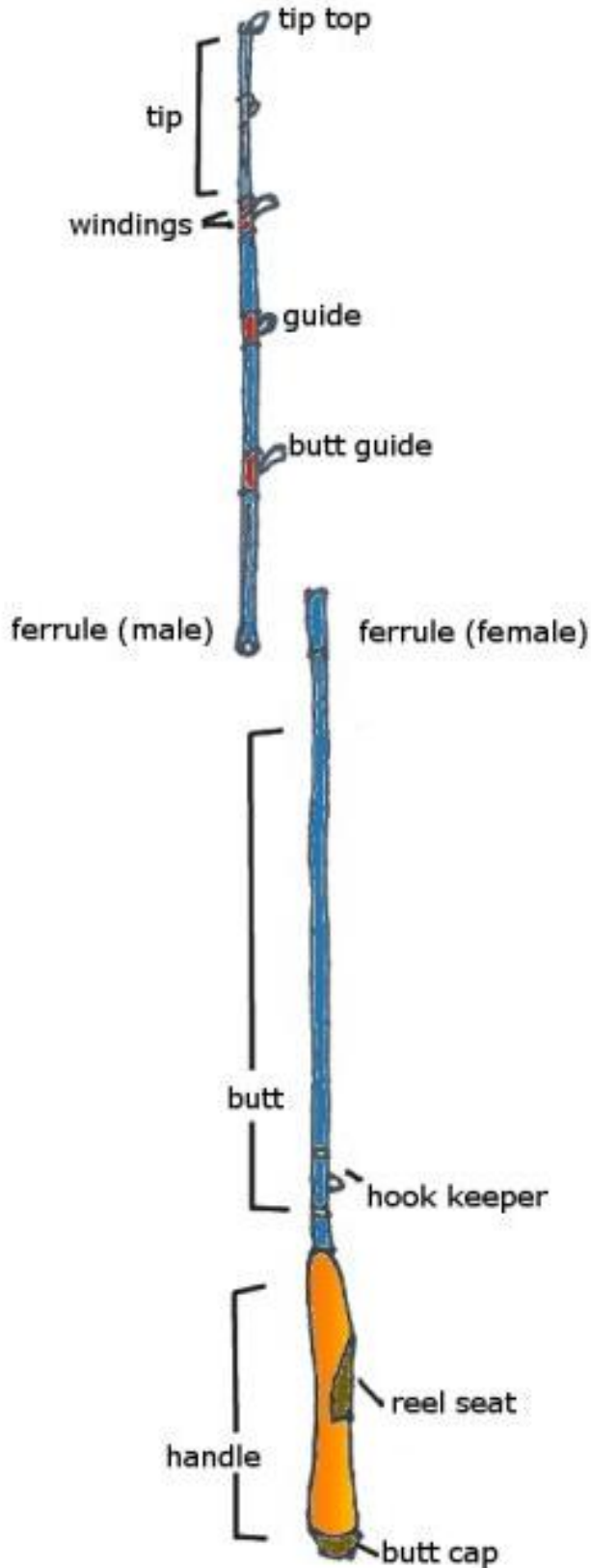
Outfit #2:



SCOUTMASTER BUCKY

Fishing Merit Badge

REQUIREMENT 2: Point out and identify the parts of several types of rods and reels.





SCOUTMASTER BUCKY

Fishing Merit Badge

REQUIREMENT 2: Explain how and when each would be used.

ROD #1:

How and When Used:

ROD #2:

How and When Used:

ROD #3:

How and When Used:

ROD #4:

How and When Used:



SCOUTMASTER BUCKY

Fishing Merit Badge

REEL #1:

How and When Used:

REEL #2:

How and When Used:

REEL #3:

How and When Used:

REEL #4:

How and When Used:



SCOUTMASTER BUCKY

Fishing Merit Badge

REQUIREMENT 2: Review with your counselor how to care for this equipment.

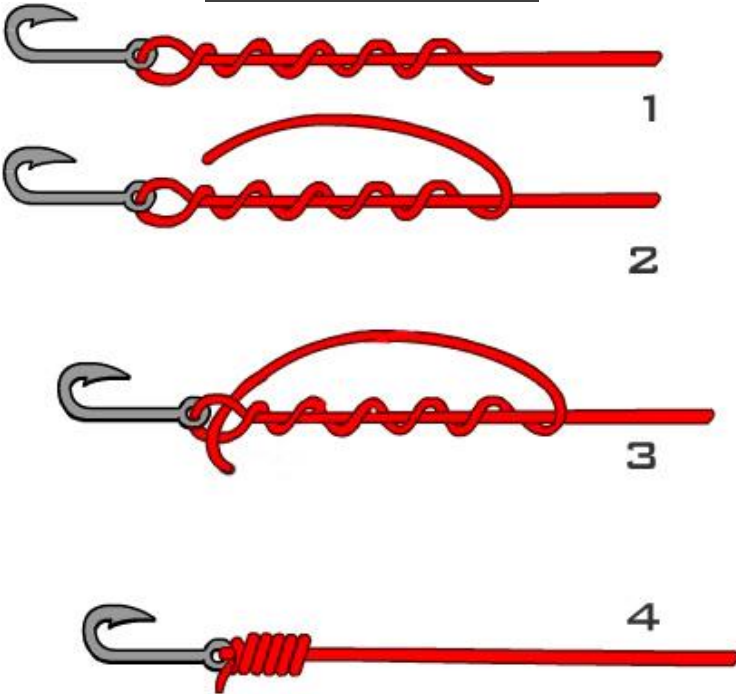
This requirement must be reviewed with your merit badge counselor.

REQUIREMENT 3: Demonstrate the proper use of two different types of fishing equipment.

This requirement must be reviewed with your merit badge counselor.


REQUIREMENT 4: Demonstrate how to tie the following knots: improved clinch knot, Palomar knot, uni knot, uni to uni knot, and arbor knot. Explain how and when each knot is used.

IMPROVED CLINCH KNOT



How and When Used:

PALOMAR KNOT



How and When Used:

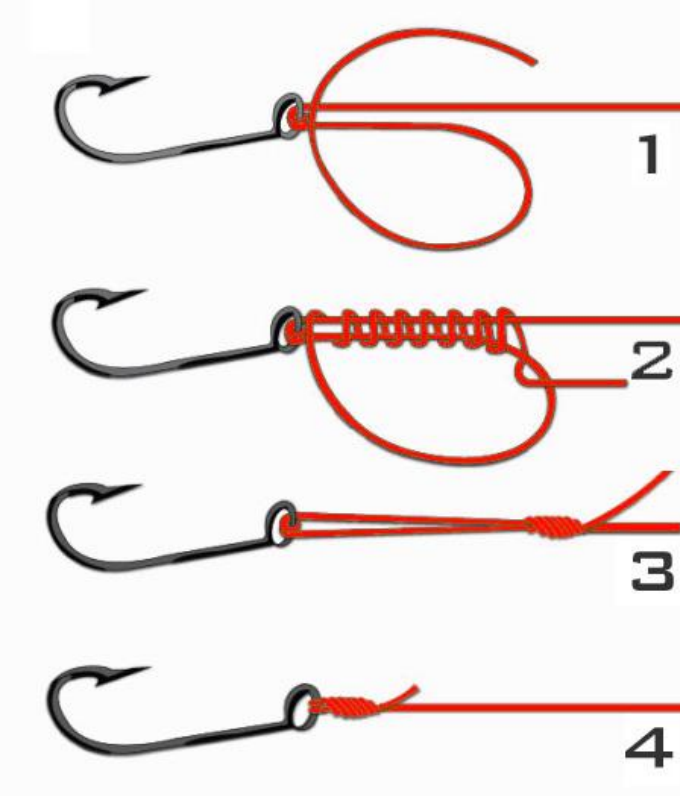


SCOUTMASTER BUCKY

Fishing Merit Badge

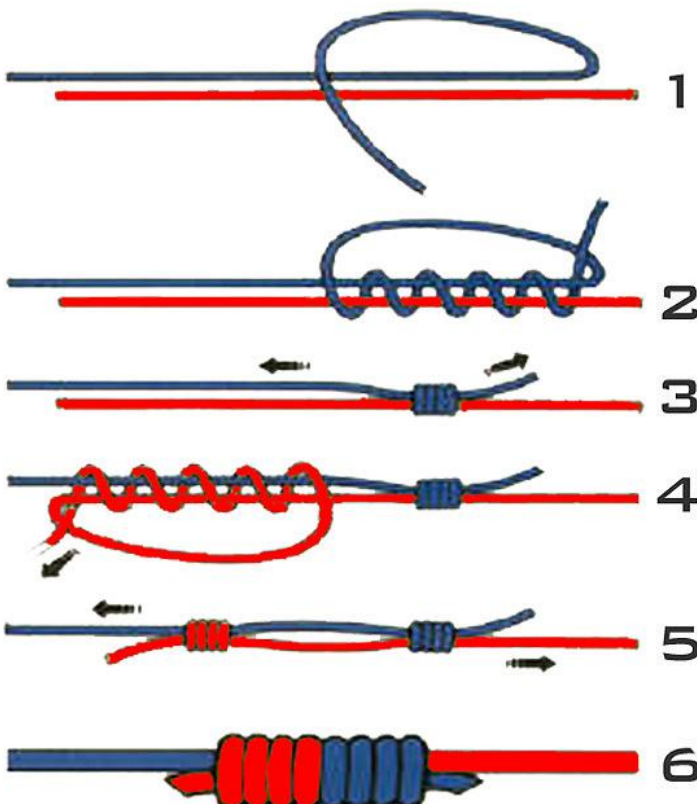
UNI KNOT

How and When Used:



UNI TO UNI KNOT

How and When Used:

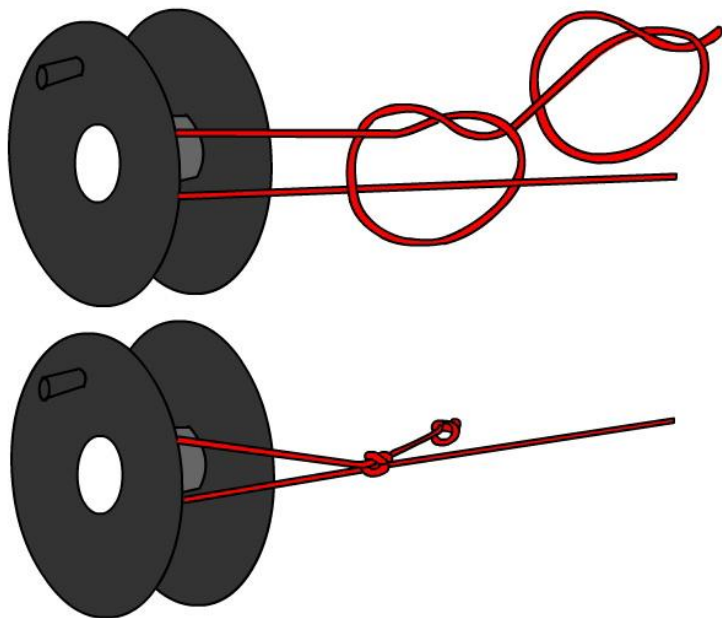




SCOUTMASTER BUCKY

Fishing Merit Badge

ARBOR KNOT



How and When Used:

REQUIREMENT 5: Name and identify five basic artificial lures and explain how to fish with them.

ARTIFICIAL LURE #1:

Name / Type of Lure:

Draw or attach a photo of the lure below

How to Fish with this Lure:



SCOUTMASTER BUCKY

Fishing Merit Badge

ARTIFICIAL LURE #2:

Name / Type of Lure:

Draw or attach a photo of the lure below

How to Fish with this Lure:

ARTIFICIAL LURE #3:

Name / Type of Lure:

Draw or attach a photo of the lure below

How to Fish with this Lure:



SCOUTMASTER BUCKY

Fishing Merit Badge

ARTIFICIAL LURE #4:

Name / Type of Lure:

Draw or attach a photo of the lure below

How to Fish with this Lure:

ARTIFICIAL LURE #5:

Name / Type of Lure:

Draw or attach a photo of the lure below

How to Fish with this Lure:



SCOUTMASTER BUCKY

Fishing Merit Badge

REQUIREMENT 5: Name and identify five natural baits and explain how to fish with them.

NATURAL BAIT #1:

Name / Type of Bait:

Draw or attach a photo of the bait below

How to Fish with this Bait:

NATURAL BAIT #2:

Name / Type of Bait:

Draw or attach a photo of the bait below

How to Fish with this Bait:



SCOUTMASTER BUCKY

Fishing Merit Badge

NATURAL BAIT #3:

Name / Type of Bait:

Draw or attach a photo of the bait below

How to Fish with this Bait:

NATURAL BAIT #4:

Name / Type of Bait:

Draw or attach a photo of the bait below

How to Fish with this Bait:



SCOUTMASTER BUCKY

Fishing Merit Badge

NATURAL BAIT #5:

Name / Type of Bait:

Draw or attach a photo of the bait below

How to Fish with this Bait:

REQUIREMENT 5: Explain why baitfish are not to be released.

Notes:



SCOUTMASTER BUCKY

Fishing Merit Badge

REQUIREMENT 6a: Explain the importance of practicing Leave No Trace techniques.

Notes:

REQUIREMENT 6a: Discuss the positive effects of Leave No Trace on fishing resources.

Notes:



SCOUTMASTER BUCKY

Fishing Merit Badge

REQUIREMENT 6b: Discuss the meaning and importance of catch and release.

Notes:

REQUIREMENT 6b: Describe how to properly release a fish safely to the water.

Notes:



SCOUTMASTER BUCKY

Fishing Merit Badge

REQUIREMENT 7: Obtain and review the regulations affecting game fishing where you live. Explain why they were adopted and what is accomplished by following them.

Be sure to have ready the regulations source to share with your counselor.

This requirement must be reviewed with your merit badge counselor.

BE PREPARED!

Notes:

REQUIREMENT 8: Explain what good outdoor sportsmanlike behavior is and how it relates to anglers.

Notes:



SCOUTMASTER BUCKY

Fishing Merit Badge

REQUIREMENT 8: Tell how the Outdoor Code of the Boy Scouts of America relates to a fishing sports enthusiast, including the aspects of littering, trespassing, courteous behavior, and obeying fishing regulations.

Notes:



SCOUTMASTER BUCKY

Fishing Merit Badge

REQUIREMENT 9: Catch at least one fish and identify it.

Type of fish caught:

Date and Time of day fish was caught:

Location where fish was caught and type of bait / lure that was used:

This requirement must be reviewed with your merit badge counselor.

Be sure to bring proof of catching a fish (a photo is ideal)

REQUIREMENT 10: If regulations and health concerns permit, clean and cook a fish you have caught. If you are unable to catch a fish for eating, acquire a fish, clean the fish you acquired, and cook the fish you acquired. (It is not required that you eat the fish.)

Type of fish:

This requirement must be reviewed with your merit badge counselor.

Be sure to bring proof of cleaning and cooking a fish (a photo is ideal)

