



2024 Edition

# SCOUTMASTER BUCKY

## Canoeing Merit Badge

SCOUTS PARTICIPATING IN A SCOUTMASTER BUCKY MERIT BADGE OPPORTUNITY (ONLINE OR IN PERSON), PLEASE CONSIDER ALSO USING THE CANOEING MERIT BADGE CLASS PREPARATION PAGE FOR CLARIFICATIONS, INSIGHTS, AND EXPECTATIONS.

<https://scoutmasterbucky.com/merit-badges/canoeing/canoeing-cpp.pdf>

### CANOEING MERIT BADGE WORKBOOK

**REQUIREMENT 1a:** Explain to your counselor the most likely hazards you may encounter while participating in canoeing activities and what you should do to anticipate, help prevent, mitigate, and respond to these hazards.

HAZARD #1

**Description:**

**Anticipate:**

**Help Prevent:**

**Mitigate:**

**Respond:**



2024 Edition

# SCOUTMASTER BUCKY

## Canoeing Merit Badge

HAZARD #2

**Description:**

**Anticipate:**

**Help Prevent:**

**Mitigate:**

**Respond:**



2024 Edition

# SCOUTMASTER BUCKY

## Canoeing Merit Badge

HAZARD #3

**Description:**

**Anticipate:**

**Help Prevent:**

**Mitigate:**

**Respond:**



2024 Edition

# SCOUTMASTER BUCKY

## Canoeing Merit Badge

HAZARD #4

**Description:**

**Anticipate:**

**Help Prevent:**

**Mitigate:**

**Respond:**



2024 Edition

# SCOUTMASTER BUCKY

## Canoeing Merit Badge

HAZARD #5

**Description:**

**Anticipate:**

**Help Prevent:**

**Mitigate:**

**Respond:**



2024 Edition

# SCOUTMASTER BUCKY

## Canoeing Merit Badge

HAZARD #6

**Description:**

**Anticipate:**

**Help Prevent:**

**Mitigate:**

**Respond:**



2024 Edition

# SCOUTMASTER BUCKY

## Canoeing Merit Badge

**REQUIREMENT 1b:** Review prevention, symptoms, and first-aid treatment for the following injuries or illnesses that could occur while canoeing: blisters, cold-water shock and hypothermia, dehydration, heat-related illnesses, sunburn, sprains, and strains.

### BLISTERS

**Prevention:**

**Symptoms:**

**Treatment:**

### COLD-WATER SHOCK

**Prevention:**

**Symptoms:**

**Treatment:**



2024 Edition

# SCOUTMASTER BUCKY

## Canoeing Merit Badge

### HYPOTHERMIA

**Prevention:**

**Symptoms:**

**Treatment:**

### DEHYDRATION

**Prevention:**

**Symptoms:**

**Treatment:**





2024 Edition

# SCOUTMASTER BUCKY

## Canoeing Merit Badge

### HEAT-RELATED ILLNESSES

**Prevention:**

**Symptoms:**

**Treatment:**

### SUNBURN

**Prevention:**

**Symptoms:**

**Treatment:**



2024 Edition

# SCOUTMASTER BUCKY

## Canoeing Merit Badge

### SPRAINS

**Prevention:**

**Symptoms:**

**Treatment:**

### STRAINS

**Prevention:**

**Symptoms:**

**Treatment:**



2024 Edition

# SCOUTMASTER BUCKY

## Canoeing Merit Badge

**REQUIREMENT 1c:** Discuss the BSA Safety Afloat policy.

1. Qualified Supervision
2. Personal Health Review
3. Swimming Ability
4. Life Jackets
5. Buddy System
6. Skill Proficiency
7. Planning
8. Equipment
9. Discipline



**REQUIREMENT 1c:** Tell how the BSA Safety Afloat policy applies to canoeing activities.

Notes:

**REQUIREMENT 2:** Before doing the following requirements, successfully complete the BSA swimmer test: Jump feetfirst into water over the head in depth. Level off and swim 75 yards in a strong manner using one or more of the following strokes: sidestroke, breaststroke, trudgen, or crawl; then swim 25 yards using an easy, resting backstroke. The 100 yards must be completed in one swim without stops and must include at least one sharp turn. After completing the swim, rest by floating.



This requirement must be completed with a certified BSA Aquatics Swim Tester.

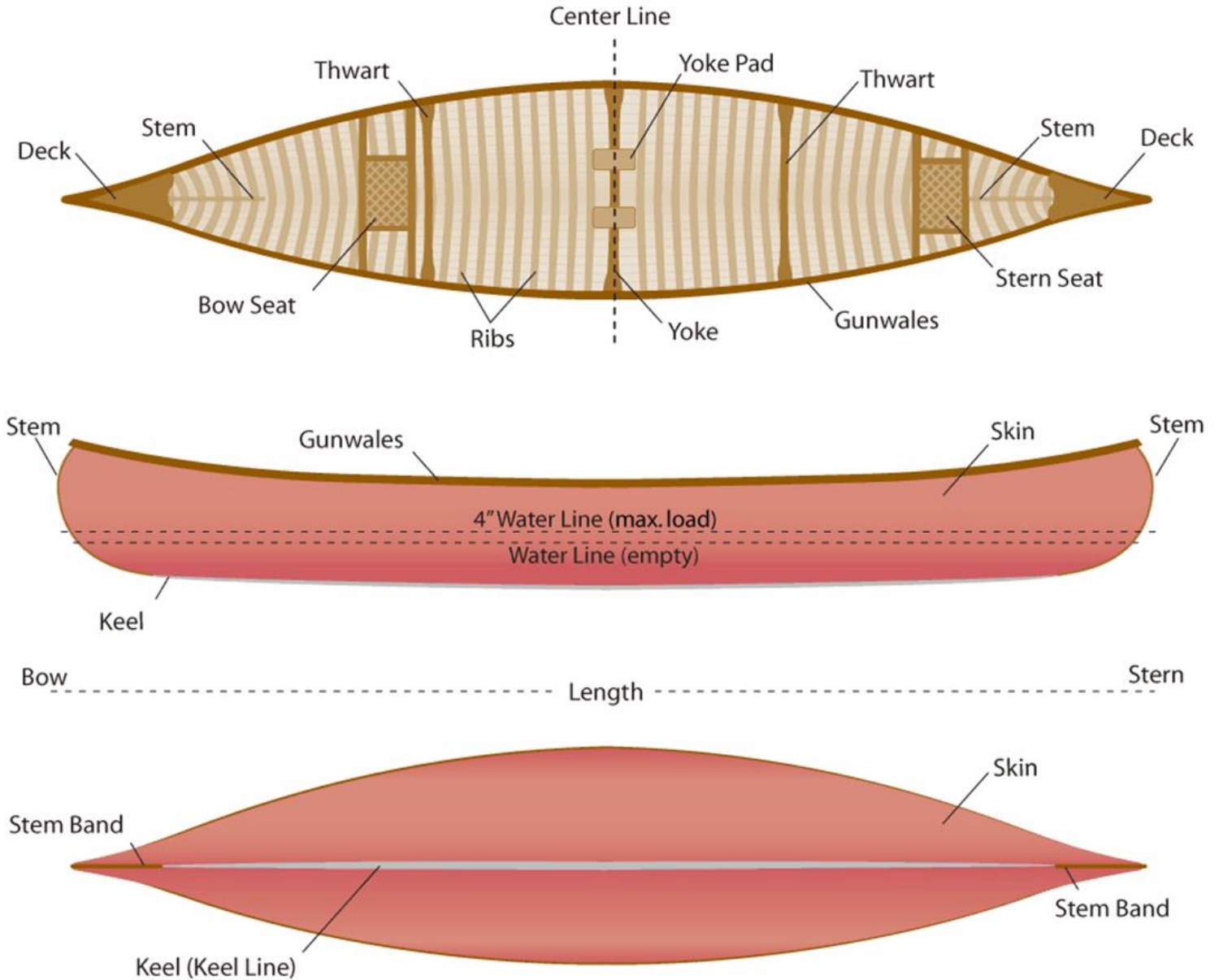


2024 Edition

# SCOUTMASTER BUCKY

## Canoeing Merit Badge

**REQUIREMENT 3a:** Name and point out the major parts of a canoe.



**REQUIREMENT 3b:** Describe how the length and shape of a canoe affect its performance.

Notes:

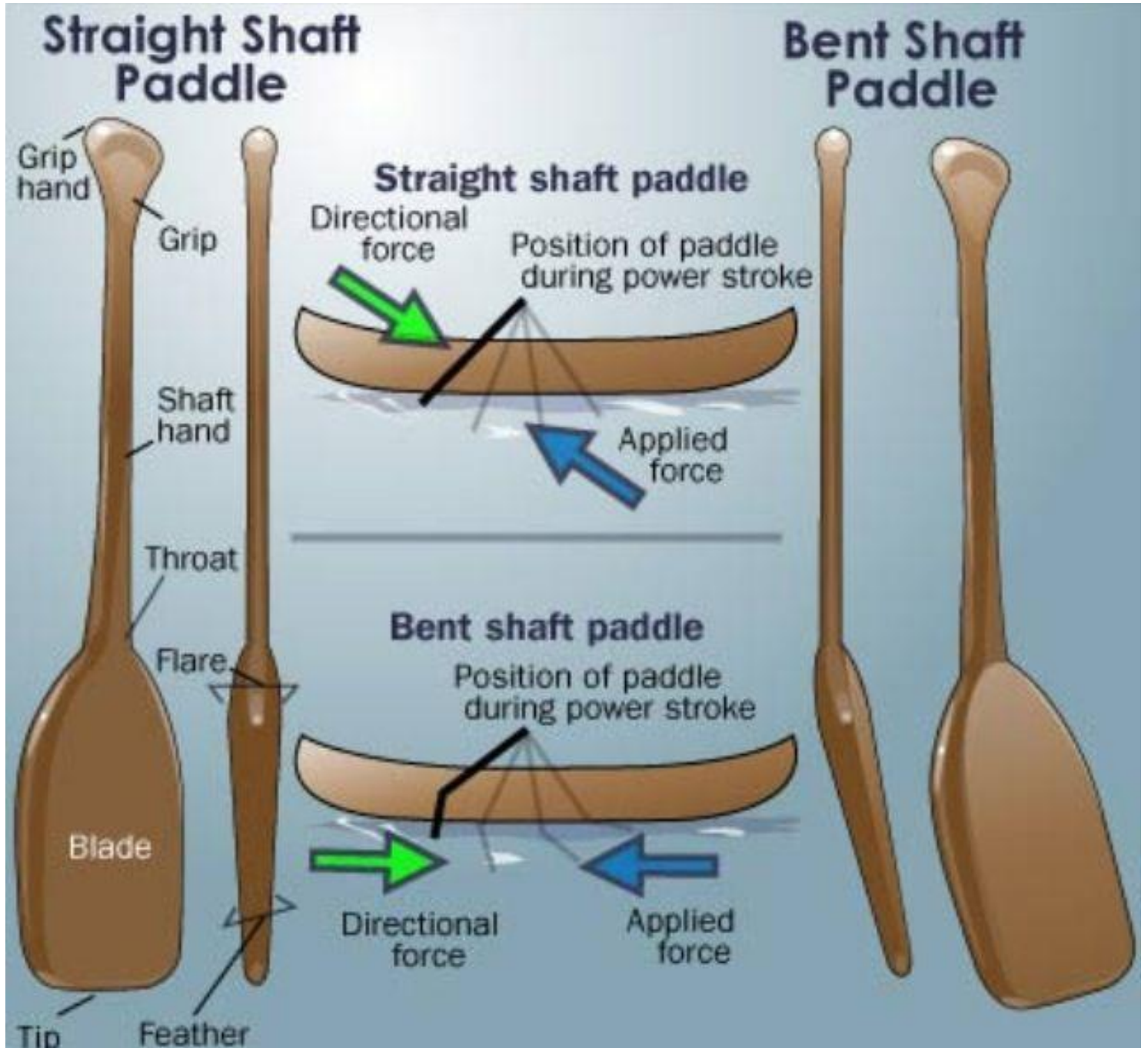


2024 Edition

# SCOUTMASTER BUCKY

## Canoeing Merit Badge

**REQUIREMENT 4a:** Name and point out the parts of a paddle.



**REQUIREMENT 4b:** Demonstrate how to correctly size a paddle for a paddler in a sitting position and a kneeling position.

Don't forget to bring your demonstration items to share and review with your merit badge counselor.

This requirement component must be reviewed with your merit badge counselor.

**BE PREPARED!**



2024 Edition

# SCOUTMASTER BUCKY

## Canoeing Merit Badge

**REQUIREMENT 5a:** Discuss with your counselor the characteristics of life jackets most appropriate for canoeing.



**REQUIREMENT 5a:** Tell why a life jacket must always be worn while paddling.

Notes:

**REQUIREMENT 5b:** Demonstrate how to select and properly fit the correct size life jacket.

Don't forget to bring your demonstration items to share and review with your merit badge counselor.

**This requirement component must be reviewed with your merit badge counselor.**

**BE PREPARED!**



2024 Edition

# SCOUTMASTER BUCKY

## Canoeing Merit Badge

### REQUIREMENT 5c:

Review the importance of safety and rescue equipment such as a sound signal device, extra paddle, sponge, bailer, bilge pump, rescue sling, ropes and throw bag.

Sound Signal Device:



Extra Paddle:



Sponge:



Bailer:





2024 Edition

# SCOUTMASTER BUCKY

## Canoeing Merit Badge

**Bilge Pump:**



**Rescue Sling:**



**Ropes:**



**Throw Bag:**







2024 Edition

# SCOUTMASTER BUCKY

## Canoeing Merit Badge

**REQUIREMENT 6:** Discuss with your counselor the general care and maintenance of canoes, paddles, and other canoeing equipment.

**Canoes:**

**Paddles:**

**Other Canoeing Equipment:**



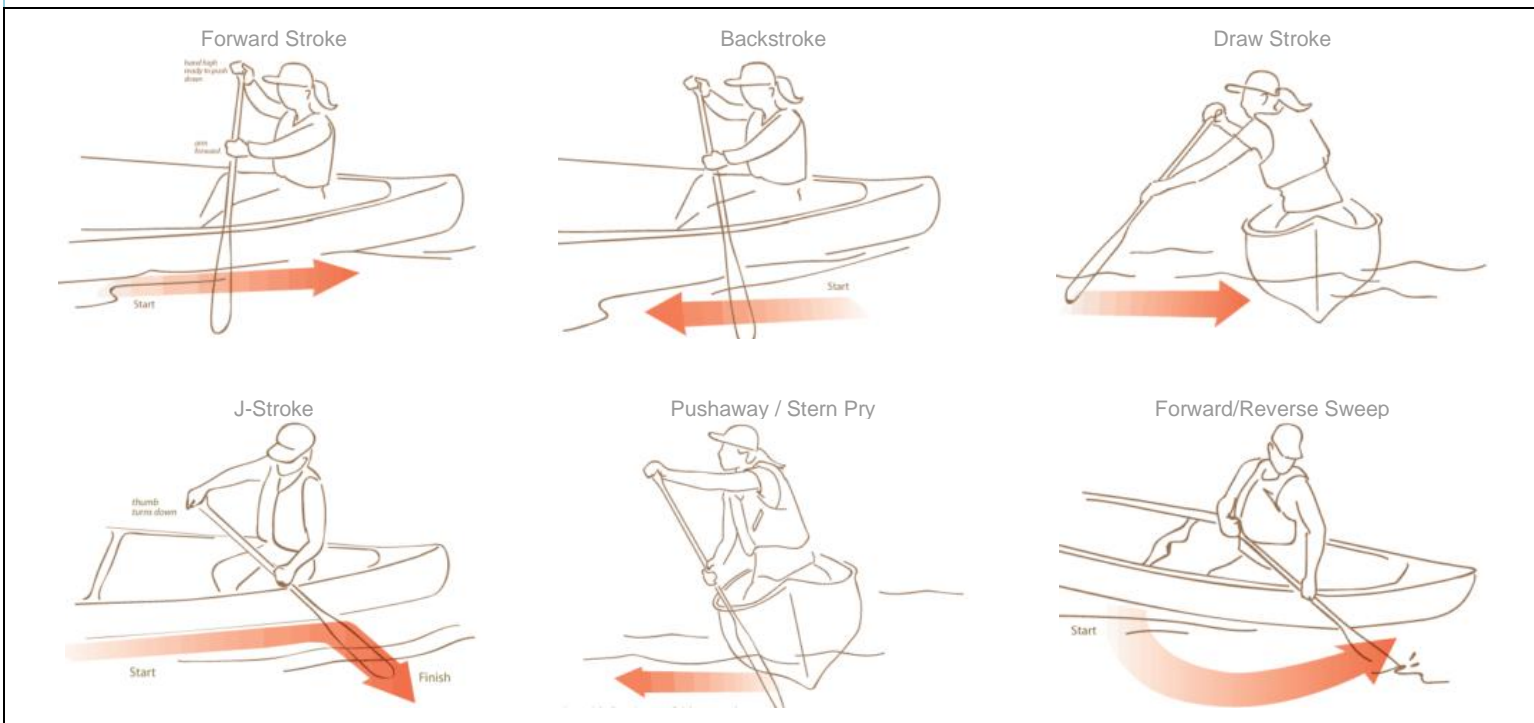
2024 Edition

# SCOUTMASTER BUCKY

## Canoeing Merit Badge

**REQUIREMENTS 7, 8, and 9 ARE ALL SKILL-BASED REQUIREMENTS. SCOUTS WILL NEED TO SHOW, DEMONSTRATE, PERFORM, AND MANUEVER WITH A CANOE BOTH INDIVIDUALLY AND WITH A COMPANION OVERSEEN AND REVIEWED BY A CERTIFIED MERIT BADGE COUNSELOR.**

**SCOUTS NOT ABLE TO PHYSICALLY PERFROM THESE SKILLS WILL FIND IT DIFFICULT TO COMPLETE**



<b>REQUIREMENT 7:</b>	With a companion, use a properly equipped canoe to demonstrate the following:
<b>REQUIREMENT 7a:</b>	Safely carry and launch the canoe from a dock or shore (both, if possible).
<b>REQUIREMENT 7b:</b>	Safely land the canoe on a dock or shore (both, if possible) and return it to its proper storage location.
<b>REQUIREMENT 7c:</b>	Demonstrate kneeling and sitting positions in a canoe and explain the proper use for each position.
<b>REQUIREMENT 7d:</b>	Change places while afloat in the canoe.
<b>REQUIREMENT 8:</b>	With a companion, use a properly equipped canoe to demonstrate the following:
<b>REQUIREMENT 8a:</b>	Safely exit the canoe in deep water without losing contact with the canoe. Reenter the canoe with the assistance of the other paddler without capsizing the boat.
<b>REQUIREMENT 8b:</b>	Safely perform a controlled capsize of the canoe and demonstrate how staying with a capsized canoe will support both paddlers.
<b>REQUIREMENT 8c:</b>	Swim, tow, or push a swamped canoe 50 feet to shallow water. In the shallow water, empty the swamped canoe and reenter it.



2024 Edition

# SCOUTMASTER BUCKY

## Canoeing Merit Badge

<b>REQUIREMENT 8d:</b>	In deep water, rescue a swamped canoe and its paddlers. After checking that those in the water do not need immediate assistance, empty the swamped canoe, and help the paddlers safely reenter their boat without capsizing.
<b>REQUIREMENT 8e:</b>	Perform a canoe rescue of a conscious swimmer.
<b>REQUIREMENT 8f:</b>	Using a rescue (throw) bag from shore, lay the line within 3 feet of a conscious swimmer 30 feet away. Show how to repack the bag when done.
<b>REQUIREMENT 9:</b>	With a companion, using a properly equipped canoe to demonstrate the following tandem maneuvers while paddling in unison on opposite sides and without changing sides. Each paddler must demonstrate these maneuvers in both the bow and stern and on both sides of the canoe while maintaining trim and balance of the canoe:
<b>REQUIREMENT 9a:</b>	Pivot (spin) the canoe 180° (half circle) to the right from a stationary position, stop, and return to the starting position by pivoting to the left using draw and pushaway strokes or using forward and reverse sweeps staying within 2 boat lengths of the starting position.
<b>REQUIREMENT 9b:</b>	Move a canoe sideways (abeam) in one direction for 10 feet and then return to the starting position using the draw and pushaway strokes.
<b>REQUIREMENT 9c:</b>	While in forward motion, stop the canoe within two boat lengths using the backstroke.
<b>REQUIREMENT 9d:</b>	While in the stern position and without assistance from the bow paddler, paddle in a straight line 15-20 boat lengths using an appropriate steering stroke, e.g., the J-stroke or thumb-down rudder stroke with or without a stern pry.
<b>REQUIREMENT 9e:</b>	Move the canoe in a straight line 15-20 boat lengths with the bow paddler using as necessary the forward stroke, draw stroke or forward sweep and the stern paddler using an appropriate steering stroke, e.g., the J-stroke or thumb-down rudder stroke with or without a stern pry.
<b>REQUIREMENT 9f:</b>	While maintaining forward motion, turn the canoe 90° in an arc to the right in 5-10 boat lengths with the bow paddler using as necessary either the draw stroke or forward sweep and the stern paddler using only the forward stroke. Repeat the maneuver turning the canoe 90° to the left.
<b>REQUIREMENT 9g:</b>	Move the canoe backwards in a straight line 3-4 boat lengths using as necessary the back stroke, reverse sweep or draw stroke in the bow or the stern
<b>REQUIREMENT 9h:</b>	Complete a figure of 8 course around markers 3-4 boat lengths apart using appropriate strokes including the draw stroke, and the forward and reverse sweeps.

