



# Scoutmaster Bucky

## FISHING

### Merit Badge Workbook

This Workbook has been developed to help aid in organizing notes and references while working on the Fishing Merit Badge Requirements. Visit [www.ScoutmasterBucky.com](http://www.ScoutmasterBucky.com) for more information

SCOUT'S INFORMATION	MERIT BADGE COUNSELOR INFORMATION
Name _____ Phone _____ Organization _____	Name _____ Address _____ City State Zip _____ Phone _____ Mobile _____ Email _____
<b>WORKBOOK INFORMATION</b>	
Scoutmaster Bucky Workbook based off of <i>Boy Scout Requirements – 2011 Edition</i> Visit <a href="http://www.ScoutmasterBucky.com">www.ScoutmasterBucky.com</a> for more information.	

**REQUIREMENT 1A:** DISCUSS THE PREVENTION OF AND TREATMENT FOR THE FOLLOWING HEALTH CONCERNS THAT COULD OCCUR WHILE FISHING, INCLUDING CUTS AND SCRATCHES, PUNCTURE WOUNDS, INSECT BITES, HYPOTHERMIA, DEHYDRATION, HEAT EXHAUSTION, HEATSTROKE, AND SUNBURN.

Notes:



# Scoutmaster Bucky

## FISHING

### Merit Badge Workbook

Cuts and Scratches:

Puncture Wounds:

Insect Bites:

Hypothermia:



# Scoutmaster Bucky

## FISHING

### Merit Badge Workbook

Dehydration:

Heat Exhaustion:

Heatstroke:

Sun Burn:



# Scoutmaster Bucky

## FISHING

### Merit Badge Workbook

**REQUIREMENT 1B:** EXPLAIN HOW TO REMOVE A HOOK THAT HAS LODGED IN YOUR ARM.

Notes:

**REQUIREMENT 1C:** NAME AND EXPLAIN FIVE SAFETY PRACTICES YOU SHOULD ALWAYS FOLLOW WHILE FISHING.

Safety Practice #1:



# Scoutmaster Bucky

## FISHING

### Merit Badge Workbook

Safety Practice #2:

Safety Practice #3:

Safety Practice #4:

Safety Practice #5:



# Scoutmaster Bucky

## FISHING

### Merit Badge Workbook

**REQUIREMENT 2:**

DISCUSS THE DIFFERENCES BETWEEN TWO TYPES OF FISHING OUTFITS. POINT OUT AND IDENTIFY THE PARTS OF SEVERAL TYPES OF RODS AND REELS. EXPLAIN HOW AND WHEN EACH WOULD BE USED. REVIEW WITH YOUR COUNSELOR HOW TO CARE FOR THIS EQUIPMENT.

Outfit 1:

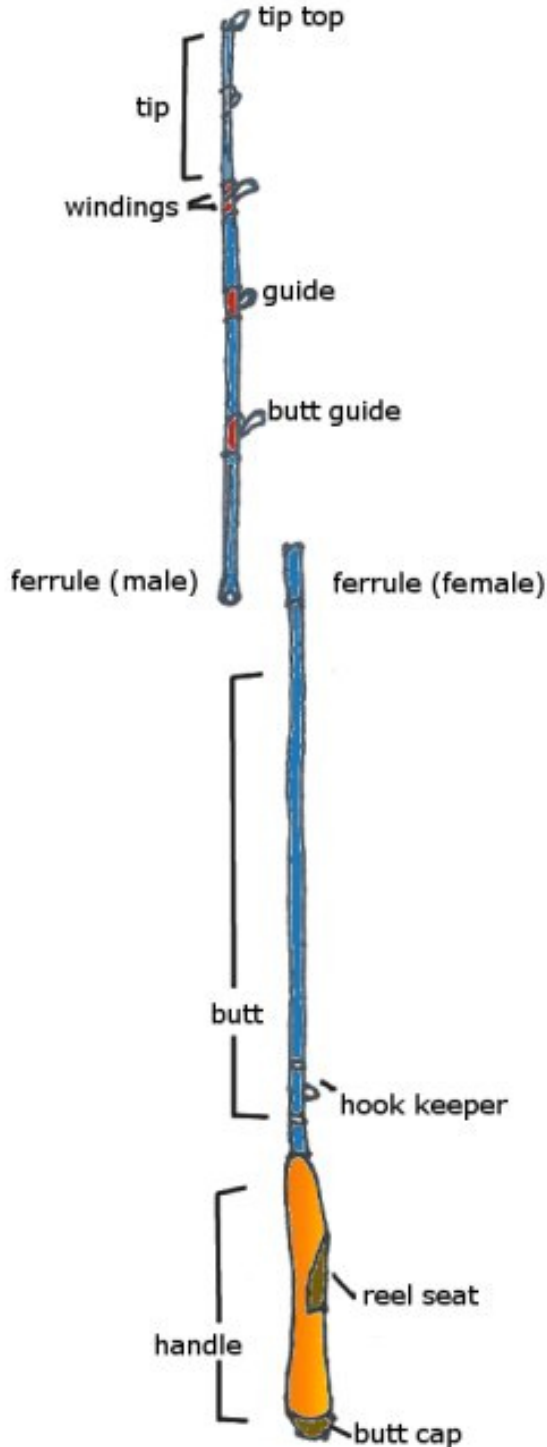
Outfit 2:



# Scoutmaster Bucky FISHING Merit Badge Workbook

**REQUIREMENT 2:** POINT OUT AND IDENTIFY THE PARTS OF SEVERAL TYPES OF RODS AND REELS.

Notes:





# Scoutmaster Bucky

## FISHING

### Merit Badge Workbook

**REQUIREMENT 2:** EXPLAIN HOW AND WHEN EACH WOULD BE USED.

Rod Type 1: \_\_\_\_\_

How and When used:

Rod Type 2: \_\_\_\_\_

How and When used:

Rod Type 3: \_\_\_\_\_

How and When used:

Rod Type 4: \_\_\_\_\_

How and When used:





# Scoutmaster Bucky

## FISHING

### Merit Badge Workbook

Reel Type 1: \_\_\_\_\_

How and When used:

Reel Type 2: \_\_\_\_\_

How and When used:

Reel Type 3: \_\_\_\_\_

How and When used:

Reel Type 4: \_\_\_\_\_

How and When used:

Reel Type 5: \_\_\_\_\_

How and When used:



# Scoutmaster Bucky

## FISHING

### Merit Badge Workbook

**REQUIREMENT 2:** REVIEW WITH YOUR COUNSELOR HOW TO CARE FOR THIS EQUIPMENT.

Notes:

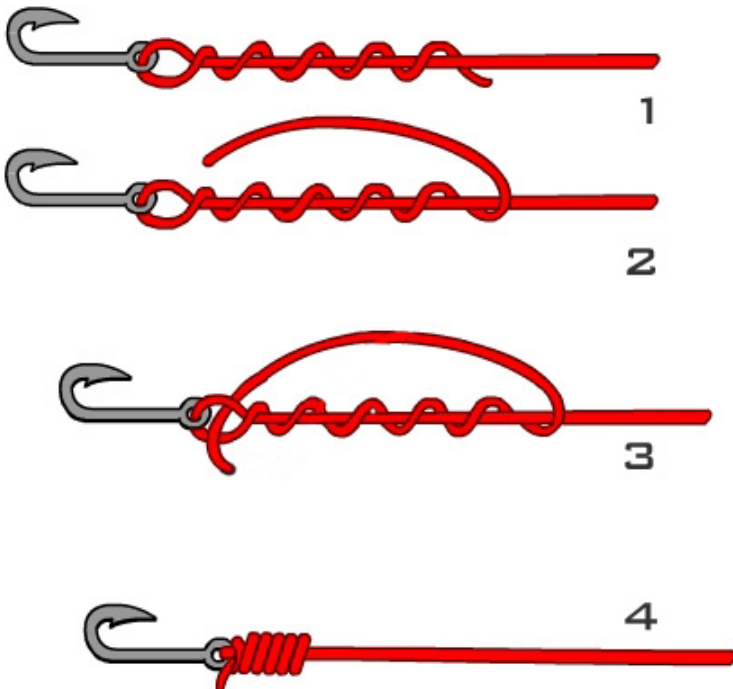
**REQUIREMENT 3:** DEMONSTRATE THE PROPER USE OF TWO DIFFERENT TYPES OF FISHING EQUIPMENT.

This is a skill based requirement and does not require any workbook entry.

You will need to be able to demonstrate this requirement to your counselor. You may need to provide your own equipment for this requirement, unless otherwise noted. Reference your Merit Badge Pamphlet for ideas.

**REQUIREMENT 4:** DEMONSTRATE HOW TO TIE THE FOLLOWING KNOTS: CLINCH, PALOMAR, TURLE, BLOOD LOOP (BARREL KNOT), AND DOUBLE SURGEON'S LOOP. EXPLAIN HOW AND WHEN EACH KNOT IS USED.

**Clinch Knot:**



How and When used:

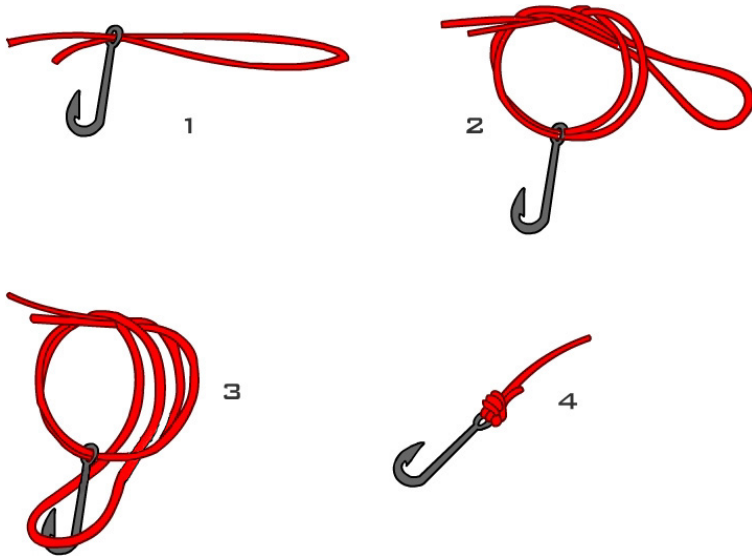


# Scoutmaster Bucky

## FISHING

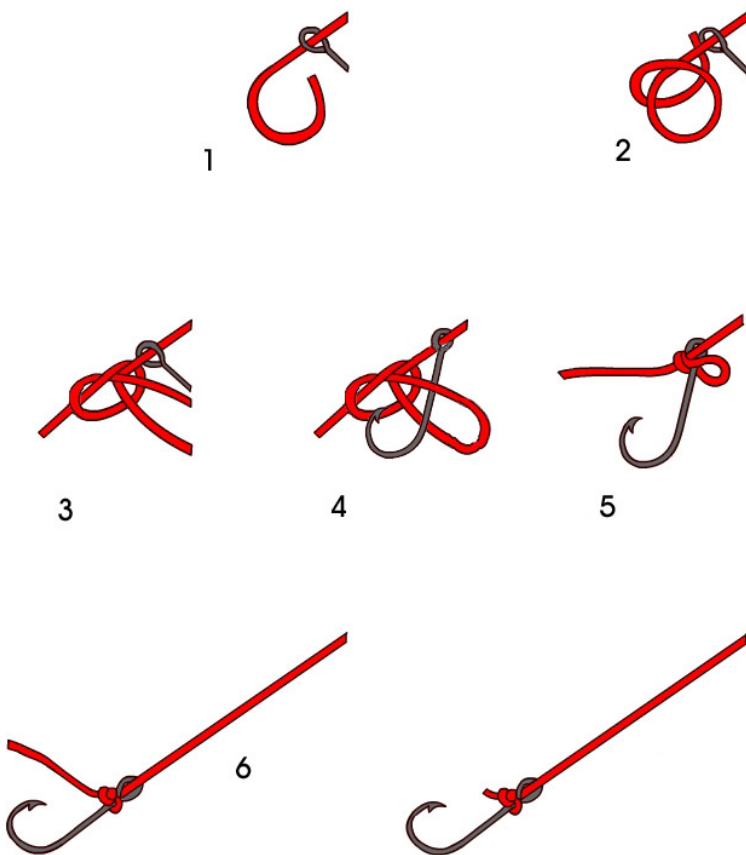
### Merit Badge Workbook

#### Palomar Knot:



How and When used:

#### Turtle Knot:



How and When used:

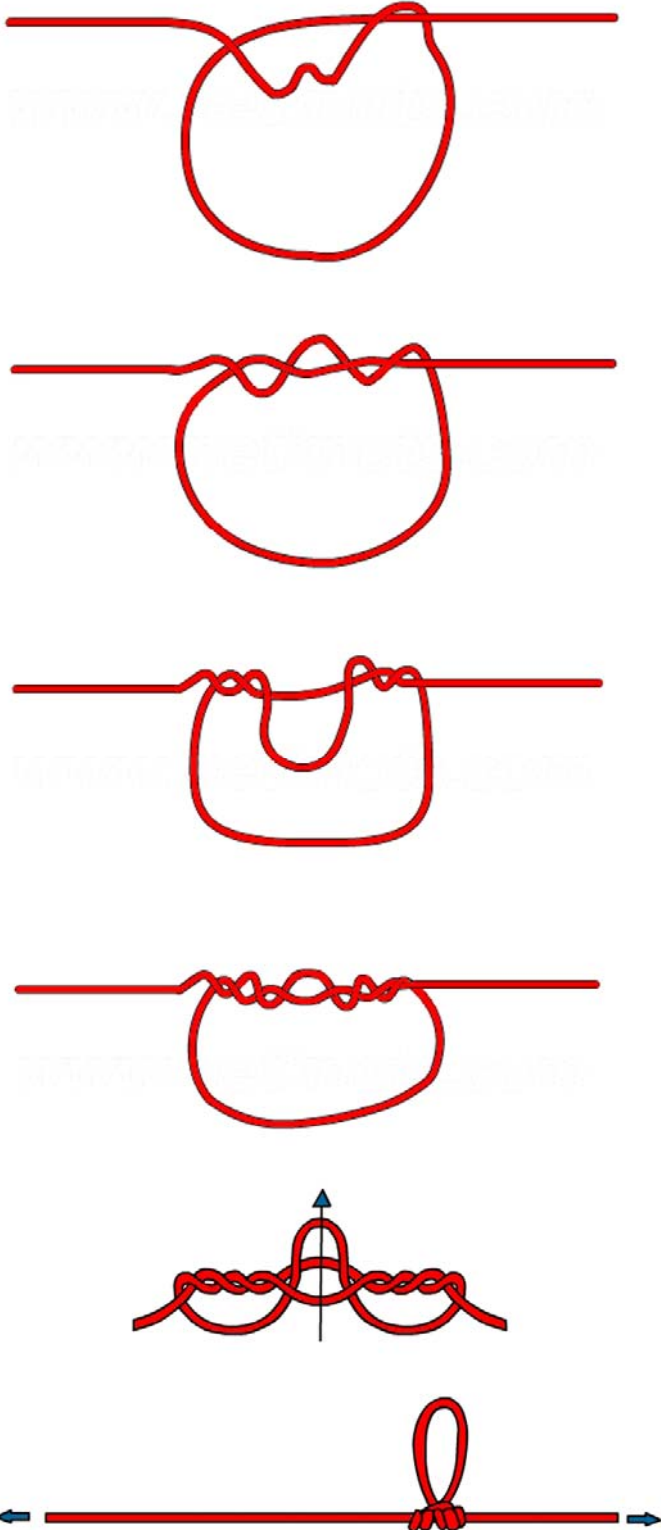


# Scoutmaster Bucky

## FISHING

### Merit Badge Workbook

Blood Loop (Barrel Knot):



How and When used:



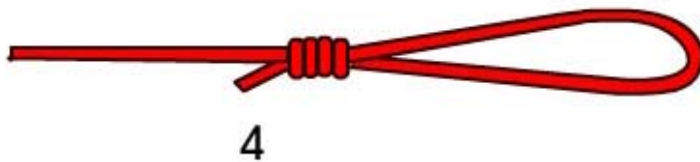



# Scoutmaster Bucky

## FISHING

### Merit Badge Workbook

Double Surgeon's Loop:

How and When used:





# Scoutmaster Bucky

## FISHING

### Merit Badge Workbook

**REQUIREMENT 5:** NAME AND IDENTIFY FIVE BASIC ARTIFICIAL LURES AND EXPLAIN HOW TO FISH WITH THEM.

Artificial Lure #1: (Name) \_\_\_\_\_

Draw or attach a photo of the lure below

Explain how to fish with this lure:

Artificial Lure #2: (Name) \_\_\_\_\_

Draw or attach a photo of the lure below

Explain how to fish with this lure:



# Scoutmaster Bucky

## FISHING

### Merit Badge Workbook

Artificial Lure #3: (Name) \_\_\_\_\_

Draw or attach a photo of the lure below

Explain how to fish with this lure:

Artificial Lure #4: (Name) \_\_\_\_\_

Draw or attach a photo of the lure below

Explain how to fish with this lure:



# Scoutmaster Bucky

## FISHING

### Merit Badge Workbook

Artificial Lure #5: (Name) \_\_\_\_\_

Draw or attach a photo of the lure below

Explain how to fish with this lure:

**REQUIREMENT 5:** NAME AND IDENTIFY FIVE NATURAL BAITS AND EXPLAIN HOW TO FISH WITH THEM.

Natural Bait #1: (Name) \_\_\_\_\_

Draw or attach a photo of this bait below

Explain how to fish with this bait:





# Scoutmaster Bucky

## FISHING

### Merit Badge Workbook

Natural Bait #2: (Name) \_\_\_\_\_

Draw or attach a photo of this bait below

Explain how to fish with this bait:

Natural Bait #3: (Name) \_\_\_\_\_

Draw or attach a photo of this bait below

Explain how to fish with this bait:



# Scoutmaster Bucky

## FISHING

### Merit Badge Workbook

Natural Bait #4: (Name) \_\_\_\_\_

Draw or attach a photo of this bait below

Explain how to fish with this bait:

Natural Bait #5: (Name) \_\_\_\_\_

Draw or attach a photo of this bait below

Explain how to fish with this bait:



# Scoutmaster Bucky

## FISHING

### Merit Badge Workbook

**REQUIREMENT 6A:** EXPLAIN THE IMPORTANCE OF PRACTICING LEAVE NO TRACE TECHNIQUES.

Notes:

**REQUIREMENT 6A:** DISCUSS THE POSITIVE EFFECTS OF LEAVE NO TRACE ON FISHING RESOURCES.

Notes:



# Scoutmaster Bucky

## FISHING

### Merit Badge Workbook

**REQUIREMENT 6B:** DISCUSS THE MEANING AND IMPORTANCE OF CATCH AND RELEASE.

Notes:

**REQUIREMENT 6B:** DESCRIBE HOW TO PROPERLY RELEASE A FISH SAFELY TO THE WATER.

Notes:



# Scoutmaster Bucky

## FISHING

### Merit Badge Workbook

**REQUIREMENT 7:** OBTAIN AND REVIEW THE REGULATIONS AFFECTING GAME FISHING WHERE YOU LIVE. EXPLAIN WHY THEY WERE ADOPTED AND WHAT IS ACCOMPLISHED BY FOLLOWING THEM.

Notes:

**REQUIREMENT 8:** EXPLAIN WHAT GOOD OUTDOOR SPORTSMANLIKE BEHAVIOR IS AND HOW IT RELATES TO ANGLERS.

Notes:



# Scoutmaster Bucky

## FISHING

### Merit Badge Workbook

**REQUIREMENT 8:** TELL HOW THE OUTDOOR CODE OF THE BOY SCOUTS OF AMERICA RELATES TO A FISHING SPORTS ENTHUSIAST, INCLUDING THE ASPECTS OF LITTERING, TRESPASSING, COURTEOUS BEHAVIOR, AND OBEYING FISHING REGULATIONS.

Notes:

**REQUIREMENT 9:** CATCH AT LEAST ONE FISH. IF REGULATIONS AND HEALTH CONCERNS PERMIT, CLEAN AND COOK A FISH YOU HAVE CAUGHT. OTHERWISE, ACQUIRE A FISH AND COOK IT.

Type of Fish caught: \_\_\_\_\_

Date Fish was caught: \_\_\_\_\_

Where Fish was caught: \_\_\_\_\_

Notes: